



# THE PROPER WEARING OF THE CIVIL AIR PATROL CORPORATE SERVICE UNIFORM

An unofficial uniform wear guide compiled by:

Capt Charles E. (Chuck) Corway, CAP  
Professional Development Officer  
Addison Eagles Composite Squadron (SWR-TX-390)  
Addison, Texas

## **ATTENTION!**

**Consult CAP Manual 39-1 (Civil Air Patrol Uniform Manual), current interim change letters and region or wing supplements for official uniform wear guidance. This guide is provided as a quick reference, but does not replace official information.**

**The omission of a specific item or appearance standard in the CAP Uniform Manual (CAPM 39-1 and interim change letters) does NOT mean members have the personal choice to decide how they wish to wear the uniform.**

**The omission of a specific item or appearance standard does NOT automatically permit its wear.**

Uniform wear instructions are current as of 27 July 2008.

Copyright © 2008 Charles E. Corway. All rights reserved. No part of this document may be reproduced or transmitted in any form or by any means, graphic, electronic, or mechanical, including photocopying, recording, taping or by any information storage or retrieval system, without the permission in writing from the author. The author has made every effort in the preparation of this guide to insure the accuracy of the information presented. The author will not be held liable for any damages caused, or alleged to be caused directly, indirectly, incidentally, or consequentially by the information in this guide.

# A GUIDE TO WEARING THE CAP CORPORATE SERVICE UNIFORM

The CAP Corporate Service Uniform serves as a distinctive equivalent to the U.S. Air Force style uniforms. CAP grooming standards are required, but CAP weight standards are not required for wear of this uniform. This uniform is authorized for wear by CAP senior member officers and NCOs and by cadets over 18 years of age who do not meet CAP weight standards or who choose not to wear the Air Force style uniform combinations. Cadets must follow grooming standards for Air Force-style uniforms when wearing this or any other uniform. (Reference: Memorandum for Squadron Commanders from Brig Gen Amy Courter, 15 Jul 2008.)

When the new CAP Corporate Service Uniform was announced last year (2006) it was received almost equally with praise and scorn, and it has even earned the (somewhat derisive) nickname of 'TPU' (Tony Pineda Uniform), after our former national commander. Like it or hate it, it's probably here to stay, so if you choose to wear this combination, there are certain pointers that need to be followed for wear of this uniform.

## THE UNIFORM DESCRIBED

The CAP corporate service uniform consists of the following items:

### MALES

- Double breasted service dress jacket (in AF shade 1625 doubleknit polyester)
- White aviator-style shirt with epaulets and flap pockets (long or short sleeve)
- Air Force blue herringbone pattern tie (clip-on or four-in-hand style acceptable)
- Air Force blue trousers (in AF shade 1625)
- Flight cap or service cap (preferably AF shade 1625 to match trousers and jacket)
- Blue web belt with polished silver buckle and tip
- Black low-quarter shoes and socks

### FEMALES

- Double breasted service dress jacket (in AF shade 1625 doubleknit polyester)
- White aviator-style shirt with epaulets and flap pockets (long or short sleeve)
- Air Force blue herringbone pattern inverted V tab (not the floppy blue tie)
- Air Force blue slacks or skirt (in AF shade 1625)
- Flight cap or service cap (preferably AF shade 1625 to match trousers and jacket)
- Blue web belt with polished silver buckle (only if the slacks or skirt have belt loops)
- Black low-quarter shoes and socks (if wearing trousers) or neutral hose and black pumps if wearing a skirt

You may wear the AF blue shade 1620 polyester wool trousers/slacks/skirt and flight cap/service cap from the AF service dress uniform, but you **do not** wear the corporate service dress jacket with it. (The mismatch in materials, shades and weaves is obvious.) Avoid wearing older shade trousers (such as 1549s or 1577s) as they are obsolete.

Most of the uniform items are available through the Civil Air Patrol Store at Vanguard Industries ([www.vanguardmil.com](http://www.vanguardmil.com)) or The Hock Shop ([www.thehock.com](http://www.thehock.com)); however the service dress jacket is only available through Vanguard. The white aviator shirt may be purchased either at Vanguard or through reputable pilot supply stores. The trousers and skirt may also be obtained at Army and Air Force Exchange Service (AAFES) military clothing sales stores (MCSS) at Air Force military installations.

The white aviator style shirt may be short sleeve or long sleeve; if a long sleeve shirt is worn, a tie or blouse tab must be worn. Wear of the tie/blouse tab is optional with short sleeve shirts. The most common aviator-style shirt is the Van Heusen Aviator, but there are other aviator-style shirts that may be used. Do not get the shirts with eyelets for the placement of pilot wings.

### **THE CORPORATE SERVICE DRESS JACKET**



The corporate service dress jacket is modeled after the Navy's officer/CPO uniform. Silver sleeve braid replaces dark blue sleeve braid to denote officer status. Metal grade insignia is pinned to the shoulder epaulets. Buttons are the old CAP seal buttons in a bright instead of an antique finish. All exterior welt pockets have been tack-sewn to make them non-functional.

Originally, US cutouts were placed on the lapels, but were later replaced by CAP cutouts. The standard brushed silver AF service dress nameplate has 'CIVIL AIR PATROL' placed above the member's last name. Cadets wear the blue plastic three-line nameplate instead of the brushed silver nameplate.



Silver sleeve braid: worn only by senior member officers. 1/2" wide for grades of FO through Colonel. Brig Gen and Maj Gen (only) wear 1-1/2" wide silver sleeve braid. Braid is worn 3" from the end of the finished sleeve length and all around the sleeve.

Grade insignia: Cadet airmen and NCOs wear grade on the collar lapels as prescribed in CAPM 39-1. Cadet officers wear their grade insignia on the cadet officer shoulder boards. Senior member NCOs wear grade insignia on both sleeves, halfway between the shoulder and elbow. Officers wear metal grade insignia on the epaulets 5/8" from the shoulder seam. (Special insignia wear notes: the stem of the oak leaf on Maj and Lt Col points to the shoulder seam. Colonel's eagles have the beak on the eagle's head always facing forward – the grade insignia is designed that way. Brigadier generals wear their star centered on the epaulet.

Ribbons: follow the wear placement rules of CAPM 39-1. The ribbon display shown above does not conform to regulation. Military ribbons earned (in their proper order of precedence before any CAP ribbons) may be worn.

Badges: Wear full size (3") aeronautical rating badges. Females may wear the smaller 'miniature size' or 'mid-size' aeronautical badges and specialty insignia. Don't mix full size or mid/miniature size badges; unless there is no equivalent manufactured for wear. Again, the picture above shows the model wearing 2" miniature wings, which is incorrect. Only CAP badges may be worn; no military badges or aeronautical ratings. Up to four badges may be worn; refer to CAPM 39-1 for placement rules, which are the same for the USAF style service dress jacket.

White shirt (aviator style) must be worn with the AF blue herringbone tie or over blouse tab when the service jacket is worn. A black bow tie may be worn for more formal occasions in the same way as the semi-formal uniform; remember to remove the nametag if doing so.

## HEADGEAR



Wear either the Air Force style flight cap or service cap. Cadets and senior member NCOs wear flight caps with blue piping; officers in the grades of flight officer through colonel wear flight caps with blue and silver diamond weave ('zipper') piping and general officers wear flight caps with full silver piping.



Cadet airmen and NCOs wear the metal CAP cadet enlisted cap device, 1-1/2" from the front of the flight cap on the left side.

Cadet officers wear regular size grade insignia, 1-1/2" from the front of the flight cap on the left side.

Senior member NCOs wear the CAP senior member flight cap device, 1-1/2" from the front of the flight cap on the left side.

Senior member officers wear the CAP senior member flight cap device, 1-1/2" from the front of the flight cap on the left side.

|   |   |   |
|---|---|---|
|  |  |   |
| Flight cap for cadets, senior members without grade and senior member NCOs        | Flight cap for senior member officers, flight officer through colonel.            | Flight cap for senior member general officers (Brigadier General and Major General) |

|  |   |
|--|---|
|                             |   |
| Flight cap device for cadet airmen and NCOs (Cadet officers wear regular size grade insignia on flight cap.) | Flight cap device for senior member officers and NCOs (Braid type on flight cap illustrated above distinguishes whether NCO, officer or general officer.) |




For those who wear the service cap, the following rules apply:

Cadet officers (when authorized by the wing commander) and senior member NCOs wear the standard service cap with black leather chin strap.

Senior member officers wear the service cap with silver braided chin strap. Officers in the grades of major through colonel have clouds and darts (in a pattern of four – two on each side) on the visor. General officers have clouds and darts in a pattern of six – three on each side.

|  |   |   |   |
|--|---|---|---|
|   |  |   |                                |
| Service cap for cadet officers, senior members without grade and senior member NCOs, | Service cap for senior member officers, flight officer through captain.             | Service cap for senior member field grade officers (Major-Colonel, USAF style shown; corporate uniform adds silver chinstrap) | Service cap for senior member general officers (Brigadier General and Major General) (Disregard the AF cap device!) |



|   |   |   |
|---|---|---|
|  |  |  |
| Service cap for female cadet officers   | Service cap for female senior member officers, flight officer through captain.    | Service cap for female senior member field grade officers (Major-Colonel)           |

The service cap and/or flight cap should be of the same shade and weave (AF shade 1625) as the service jacket and trousers. It's not required, but it does look better. While female USAF members may wear the male flight cap or service cap, this privilege currently does not extend to female CAP members.

**TROUSERS, SLACKS, SKIRTS AND BELTS**

When you receive the trousers or slacks for the blue corporate uniform, they will arrive unfinished – they will need to be hemmed to your inseam length before they can be worn properly. Skirts will need to be hemmed to meet the length requirements described below.

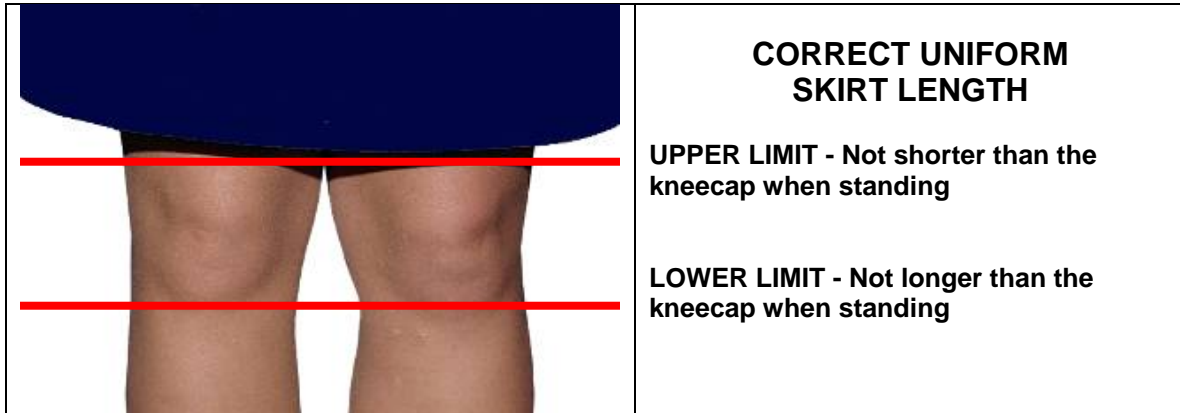
Men's trousers: Trim-fitted with no bunching at waist or bagging at seat; knee and bottom leg widths not altered beyond current specifications for the waist size; front of trouser legs rests on the front of shoe or boot with a slight break in the crease; back of trouser legs will be approximately 7/8 of an inch longer than the front. Trousers and slacks will be full cut, straight hanging and without cuffs. They will not be bloused over boots. Trousers must be worn at the natural waist line and not resting on hips.

Women's slacks: Slacks fit naturally over the hips with no bunching at waist or bagging at seat; bottom front of slacks rests on the front of shoe or boot with a slight break in the crease; back of legs is approximately 7/8 of an inch longer than the front. Tailored straight hanging, no flare at bottom, with two one-quarter front pockets and center fly-front opening or center front closure with front and back waist darts, two one-quarter top side pockets, and waist band with five belt loops. They may not be bloused over boots.



Pictured above is the correct appearance of dress uniform trousers and slacks when properly tailored.

Skirts: Skirt hangs naturally over the hips with a slight flare; skirt lengths will be no shorter than the top of the kneecap or longer than the bottom of the kneecap when standing, straight style with belt loops, a kick pleat in back; two pockets, and a pleated front; skirts have a back zipper and lining attached to the waist.



Pictured above is the correct appearance of the dress uniform skirt when properly tailored.

Female members who wear the skirt will wear nylon hose in neutral, dark brown, black or off-black, or dark blue shades that complement the uniform and the individual's skin tone. **Do not wear patterned hose.** Either pantyhose or thigh-high hose may be worn with the skirt.

If wearing pumps or oxfords with slacks, wear hose that meets the above standard. Either pantyhose, thigh-high or knee-high hose lengths may be worn with slacks. Black socks may also be worn with oxfords.

Belt: Woven 1 1/4 inch cotton web or 1 1/4 inch elastic, solid or woven, belt with matching silver color metal tip and buckle of chrome like finish. Silver tip end of the belt extends beyond the buckle, facing the wearer's left for men, and the wearer's right for women; no blue fabric shows.

There is a general officer belt buckle worn by Air Force general officers, but it is not worn by CAP general officers. An illustration of this belt buckle is shown below for identification purposes.



USAF general officer belt buckle.  
CAP generals do NOT wear this buckle!

**GENERAL DRESS AND APPEARANCE INSTRUCTIONS (Reference: CAPM 39-1)**

**Dress and Appearance.** All members of CAP must be well groomed and assure that their appearance at all times reflects credit upon themselves, CAP, and the Air Force. See Table 2-5 of CAPM 39-1 for further clarification. When uniforms are worn, they must be clean, neat and correct in design and specification, properly fitted, and in good condition. Uniforms will be kept zippered, snapped, or buttoned and shoes will be shined and in good repair. Metallic insignia, badges and other devices, including the blue service uniform buttons, must also be maintained in the proper luster and condition.

**a. Appearance of Men in Uniform.** Articles such as wallets, pencils, pens, watch chains, fobs, pins, jewelry, handkerchiefs, combs, cigars, cigarettes, pipes, and sunglass cases will not be exposed on the uniform. The wear of wristwatches and rings is permitted. A maximum of three conservative rings are permitted. The wear of identification bracelets is likewise permitted provided they present a neat and conservative appearance. Conservative sunglasses may be worn, except in military formation. Ribbons, when worn, will be clean and not frayed. Wear of earrings, ornamentation on eyeglass lenses, or visible ornaments around the neck are prohibited while in uniform.

**b. Appearance of Women in Uniform.** Uniform skirt lengths will be in keeping with the dictates of fashion and good taste, but with due regard to the dignity of the uniform. In any case, skirt lengths will be no higher than above the top of the kneecap or lower than the bottom of the kneecap when standing. Skirts will hang freely and under no circumstances will they be excessively tight. Pencils, pens, pins, handkerchiefs, and jewelry will not be worn or carried exposed on the uniform. One small spherical (ball), conservative, diamond, gold, white pearl, or silver pierced or clip earring per earlobe may be worn. The earring worn in each earlobe must match. Earring should fit tightly without extending below the earlobe. (EXCEPTION: Connecting band on clip earrings.) Other visible ornaments around the neck or on the head, ornamentation on eyeglass lenses, and ankle bracelets are prohibited. Wristwatches, identification bracelets, and a maximum of three conservative rings are permitted. Conservative sunglasses may be worn, except in military formation. Appropriate undergarments will be worn to present a conservative, feminine appearance.

**Wear of Religious Apparel.** Members may wear certain visible items of religious apparel while in uniform. Religious apparel is defined as articles of clothing or dress that are part of the doctrine or traditional observance of the religious faith practiced by the member. Hair and grooming practices are not included in the meaning of religious apparel. Jewelry of a religious nature must conform to standards set forth in this regulation for wear of non-religious jewelry. Religious head coverings are authorized only when military headgear is not authorized. Head coverings must be plain dark blue or black without adornment. Also, they may be worn underneath military headgear if they do not interfere with the proper fit or appearance of the headgear. For example, Jewish yarmulkes meet this requirement if they do not exceed 6 inches in diameter.

**ADDITIONAL DRESS AND APPEARANCE INSTRUCTIONS (Reference: AFI 36-2903 and CAPM 39-1)**

If you are within an Air Force installation, be aware of the following additional dress and appearance instructions that must be followed. Members will make every effort to comply with local installation uniform policy. If the current uniform policy is not known, the CAP-USAF state director or the installation's public affairs office may be contacted for guidance. Since the terrorist attacks of September 11, 2001, the uniform of the day at most USAF installations has been BDUs or the new ABU (Airman Battle Uniform); aircrew members wear flight dress uniforms.



Air Force members (and Civil Air Patrol members – by extension) will not:

1. Stand or walk with hands in pockets of any uniform combination, other than to insert or remove items.
2. Walk in uniform while using cell phones, radios, hands-free headsets unless required in the performance of official duties using a government issued device.
3. Smoke/use smokeless tobaccos, drink, or eat while walking in uniform.
4. On other military services' installations, comply with order of dress for that service, within Air Force standards.

#### **CARDINAL RULES FOR UNIFORM WEAR**

1. **Uniform clothing may be altered to improve fit. However, alterations must not change the intended appearance of garment as designed.** If any part of uniform clothing doesn't fit, replace it immediately. Excessive tailoring to present a skin tight shirt or trousers is prohibited.
2. **The omission of a specific item or appearance standard does not automatically permit its wear.** Just remember the caution on the cover sheet of this guide. Far too many CAP members (senior members and cadets as well) throw on an unauthorized civilian outer garment over Air Force-style and/or corporate service uniforms.
3. **IF IT IS NOT AUTHORIZED, IT IS NOT AUTHORIZED FOR WEAR!** If the Air Force wears a specific uniform combination, it is NOT always authorized for wear by CAP members.
4. **TAKE A GOOD LOOK AT YOURSELF... YOU'RE SOMEONE'S FIRST IMPRESSION OF CIVIL AIR PATROL!** And in most cases, to a civilian unfamiliar with uniforms, it's also someone's first impression of the military in general, specifically the Air Force.

**CAP CORPORATE SERVICE DRESS UNIFORM ITEM ORDERING**  
**(NOTE: Prices may change without notice.)**

|   |  |
|---|--|
| <b>CORPORATE UNIFORM ACCESSORIES</b>                | <b>OFFICER RANK INSIGNIA, REGULAR SIZE FOR USE ON CORPORATE JACKET</b> |
| 2787200 SILVER BRAID \$3.35 YARD                    | 7150101 2 <sup>ND</sup> LIEUTENANT \$5.80 PAIR                         |
| 3088400 SILVER CHIN STRAP \$5.45 EACH               | 7150200 1 <sup>ST</sup> LIEUTENANT \$5.55 PAIR                         |
| CAP0599LB TWO LINE SILVER BRUSHED NAME PLATE \$9.25 | 7150300 CAPTAIN \$6.00 PAIR  |
|   | 7150401 MAJOR \$5.60 PAIR  |
|   | 7150500 LT COLONEL \$5.20 PAIR   |
|   | 7150600 COLONEL \$6.20 PAIR  |

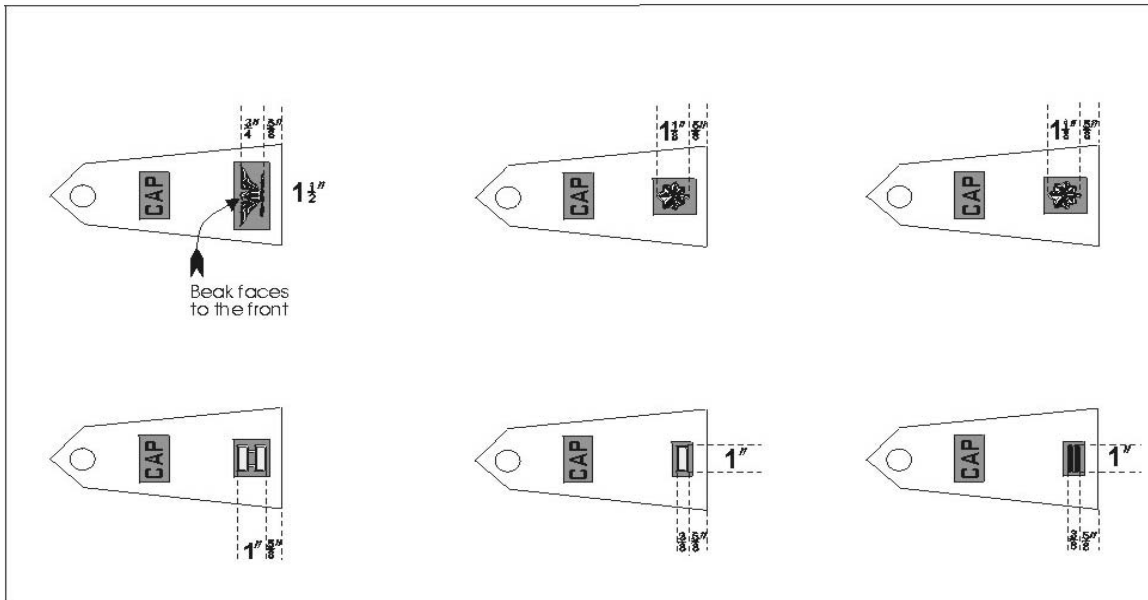
|  |  |
|--|--|
| <b>AF BLUE FEMALE SLACKS</b><br><b>Shade 1625</b><br><b>(\$45.20 PAIR)</b> | <b>AF BLUE FEMALE SKIRTS</b><br><b>Shade 1625</b><br><b>(\$45.20 EACH)</b> |
| CAP3500A SIZE 6  | CAP3600A SIZE 6  |
| CAP3500B SIZE 8  | CAP3600B SIZE 8  |
| CAP3500C SIZE 10   | CAP3600C SIZE 10   |
| CAP3500D SIZE 12   | CAP3600D SIZE 12   |
| CAP3500E SIZE 14   | CAP3600E SIZE 14   |
| CAP3500F SIZE 16   | CAP3600F SIZE 16   |
| CAP3500G SIZE 18   | CAP3600G SIZE 18   |
| CAP3500H SIZE 20   | CAP3600H SIZE 20   |
| <b>AF BLUE MALE TROUSERS</b><br><b>Shade 1625</b>                          | <b>AF BLUE EPAULETS</b>  |
| CAP0993B SIZE 28 \$46.70   | CAP0747A NO RANK, SENIOR MEMBER  |
| CAP0993D SIZE 30 \$46.70   | 8400205 2 <sup>ND</sup> LIEUTENANT \$5.00                                  |
| CAP0993E SIZE 32 \$46.70   | 8400305 1 <sup>ST</sup> LIEUTENANT \$5.00                                  |
| CAP0993F SIZE 34 \$46.70   | 8400405 CAPTAIN \$6.00   |
| CAP0993G SIZE 36 \$46.70   | 8400505 MAJOR \$6.25   |
| CAP0993H SIZE 38 \$46.70   | 8400605 LT COLONEL \$5.00  |
| CAP0993I SIZE 40 \$46.70   | 8400705 COLONEL \$6.25   |
| CAP0993J SIZE 42 \$46.70   | 8400805 BRIG. GENERAL \$10.50  |
| CAP0993K SIZE 44 \$46.70   | 8400905 MAJOR GENERAL \$11.50  |
| CAP0993L SIZE 46 \$46.70   |  |
| CAP0993M SIZE 48 \$46.70   |  |
| CAP0993N SIZE 50 \$55.00   |  |
| CAP0993O SIZE 52 \$55.00   |  |
| CAP0993P SIZE 54 \$55.00   |  |
| CAP0993Q SIZE 56 \$55.00   |  |
| CAP0993R SIZE 58 \$55.00   |  |
| CAP0993S SIZE 60 \$55.00   |  |

| <b>MALE DOUBLE BREASTED JACKET<br/>(\$160.00 EACH ALL SIZES)</b>              | <b>FEMALE DOUBLE BREASTED JACKET<br/>(\$160.00 EACH ALL SIZES)</b>                 |
|---|--|
| CAP0922AS SIZE 36 SHORT<br>CAP0922A SIZE 36 REGULAR<br>CAP0922AL SIZE 36 LONG | CAP922L12P SIZE 12 PETITE<br>CAP922L12R SIZE 12 REGULAR<br>CAP922L12T SIZE 12 TALL |
| CAP0922BS SIZE 38 SHORT<br>CAP0922B SIZE 38 REGULAR<br>CAP0922BL SIZE 38 LONG | CAP922L14P SIZE 14 PETITE<br>CAP922L14R SIZE 14 REGULAR<br>CAP922L14T SIZE 14 TALL |
| CAP0922CS SIZE 40 SHORT<br>CAP0922C SIZE 40 REGULAR<br>CAP0922CL SIZE 40 LONG | CAP922L16P SIZE 16 PETITE<br>CAP922L16R SIZE 16 REGULAR<br>CAP922L16T SIZE 16 TALL |
| CAP0922DS SIZE 42 SHORT<br>CAP0922D SIZE 42 REGULAR<br>CAP0922DL SIZE 42 LONG | CAP922L18P SIZE 18 PETITE<br>CAP922L18R SIZE 18 REGULAR<br>CAP922L18T SIZE 18 TALL |
| CAP0922ES SIZE 44 SHORT<br>CAP0922E SIZE 44 REGULAR<br>CAP0922EL SIZE 44 LONG | CAP922L20P SIZE 20 PETITE<br>CAP922L20R SIZE 20 REGULAR<br>CAP922L20T SIZE 20 TALL |
| CAP0922FS SIZE 46 SHORT<br>CAP0922F SIZE 46 REGULAR<br>CAP0922FL SIZE 46 LONG | CAP922L22P SIZE 22 PETITE<br>CAP922L22R SIZE 22 REGULAR<br>CAP922L22T SIZE 22 TALL |
| CAP0922GS SIZE 48 SHORT<br>CAP0922G SIZE 48 REGULAR<br>CAP0922GL SIZE 48 LONG |  |
| CAP0922HS SIZE 50 SHORT<br>CAP0922H SIZE 50 REGULAR<br>CAP0922HL SIZE 50 LONG |  |
| CAP0922IS SIZE 52 SHORT<br>CAP0922I SIZE 52 REGULAR<br>CAP0922IL SIZE 52 LONG |  |
| CAP0922JS SIZE 54 SHORT<br>CAP0922J SIZE 54 REGULAR<br>CAP0922JL SIZE 54 LONG |  |
| CAP0922KS SIZE 56 SHORT<br>CAP0922K SIZE 56 REGULAR<br>CAP0922KL SIZE 56 LONG |  |
| CAP0922KM SIZE 58 REGULAR<br>CAP0922KML SIZE 58 LONG                          |  |

**THE CORPORATE LIGHTWEIGHT JACKET (WINDBREAKER)**



A black windbreaker has been approved as an outer garment with the corporate white shirt and blue pants/skirt combination. This jacket is identical to the U.S. Army officer's black windbreaker with a stand-up knit collar, knit cuffs and bottom as well as two inverted slant pockets and shoulder epaulets. The regular size grade insignia will be worn 5/8 inch from the bottom of the epaulet. Metal CAP cutouts are placed centered between the grade insignia and the end of the epaulet. This windbreaker is available from Vanguard or can also be purchased at Army military clothing sales stores. **(Do not wear the AF blue windbreaker with the corporate uniform.)**




Above is the correct way to place the metal grade insignia and CAP cutout on the epaulet of the black windbreaker. While the above illustration is for the placement of insignia on the field jacket (BDU/CAP DFU), the placement is identical.

**CAP CORPORATE A-2 LEATHER JACKET**

Authorized for wear with all CAP corporate uniform combinations is a black A-2 style leather jacket. No grade insignia is worn on the jacket – the grade abbreviation is denoted on the leather nametag on the left breast only. The CAP command patch is worn on the right breast. The jacket is available from Vanguard or any other purveyor of leather flight jackets. Be sure to specify the USAF A-2 style jacket; the Navy’s G-1 leather jacket is not only a different style (with a fur collar), it is NOT authorized for wear.

**NOTE: CAP IS NOT AUTHORIZED TO WEAR THE BROWN USAF A-2 LEATHER JACKET WITH ANY UNIFORM COMBINATION.** The Air Force jealously guards the issue and wear of this jacket; only mission-qualified aircrews are issued and wear the brown A-2 leather jacket. It is highly unlikely that privilege will be extended to CAP members.

Brown leather nametag with black border for the leather jacket: worn on the jacket on the left breast. Aeronautical rating, name and grade are placed as shown below.



The CAP command patch is not currently available with a black leather ‘frame’ to match the style of the leather name patch. The standard CAP command patch is worn on the right breast, in line with the name patch.



Approved grade insignia abbreviations on the leather name patch for cadets and senior members:

|                                      |                                     |  |                          |                                    |
|--------------------------------------|-------------------------------------|--|--------------------------|------------------------------------|
| Cadet (of any grade)<br>CADET or CDT | Senior Member<br>SR MBR or SM       | Sergeant<br>SGT                                  | Staff Sergeant<br>SSGT   | Technical Sergeant<br>TSGT         |
| Master Sergeant<br>MSGT              | Senior Master<br>Sergeant<br>SMSGT  | Chief Master<br>Sergeant<br>CMSGT                | Flight Officer<br>FO     | Technical Flight<br>Officer<br>TFO |
| Senior Flight Officer<br>SFO         | Second Lieutenant<br>2D LT or 2d LT | First Lieutenant<br>1ST LT or 1 <sup>ST</sup> LT | Captain<br>CAPT          | Major<br>MAJ                       |
| Lieutenant Colonel<br>LT COL         | Colonel<br>COL                      | Brigadier General<br>BRIG GEN                    | Major General<br>MAJ GEN |                                    |

### THE CORPORATE ALL-WEATHER COAT



Recently authorized for wear, this is the U.S. Army's black all-weather coat for use with the corporate service dress uniform. A zip-out cold weather lining is included. Insignia placement on the epaulets is the same as the black windbreaker. **DO NOT WEAR THE USAF BLUE ALL WEATHER COAT WITH THE CORPORATE UNIFORM!**



# THE CIVIL AIR PATROL BLUE DISTINCTIVE CORPORATE UNIFORM

## SQUADRON/GROUP COMMANDER BADGE

Worn on the right pocket 1/2" above the nametag and centered. Only sitting squadron/group commanders may wear this badge.

## AERONAUTICAL RATINGS AND SPECIALTY INSIGNIA

Wear 2" size aeronautical rating wings or specialty insignia 1/2" above top row of ribbons; if ribbons are not worn, place them 1/2" above left pocket. NO U.S. MILITARY OR FOREIGN AERONAUTICAL RATINGS OR BADGES MAY BE WORN.

## SHOULDER MARK INSIGNIA

Senior member officers wear USAF-style blue shoulder marks that slide onto shirt epaulets. Cadet officers over 18 years old wear blue cadet shoulder marks with miniature cadet officer insignia. Senior member NCOs may wear AF-style senior NCO shoulder mark insignia (MSgt/SMSgt/CMSgt only), pin on metal grade (TSgt and below) on blue shoulder mark (use cadet officer shoulder mark) or sew 3-1/2" stripes on sleeves, halfway between elbow and shoulder seam. Senior members without grade wear CAP cutouts on both sides of collar, 1" from front edge and centered. Cadet Airmen wear CAP cutout on left collar and grade insignia on right collar, 1" from front edge and centered.

## RIBBONS

Wear is optional. Senior members may choose to display all or some of their earned ribbons; cadets must display all ribbons earned. Wear of earned military ribbons with CAP ribbons is permitted. Consult CAPM 39-1 and the respective uniformed service's uniform regulations for correct order of precedence.

## SPECIALTY TRACK BADGE

Worn centered on the left pocket. Female members may place the specialty track badge 1/2 inch above ribbons and centered. Only one specialty track badge may be worn.

## NAMETAG

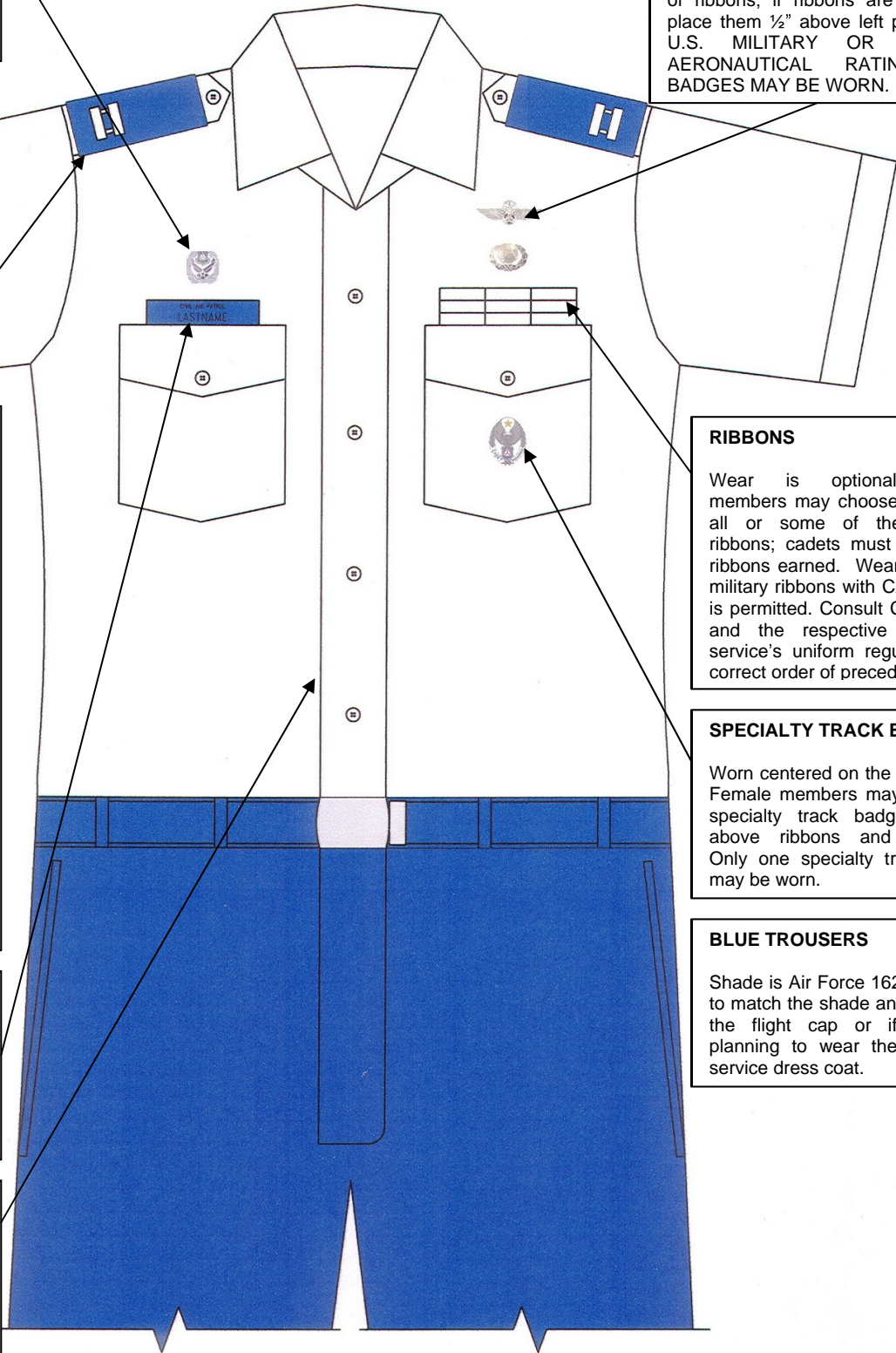
Senior member officers and NCOs wear two-line blue nametag. Cadets wear three-line blue cadet nametag. Worn resting on (but not over) the right pocket and centered.

## BLUE TROUSERS

Shade is Air Force 1625. Be sure to match the shade and weave to the flight cap or if you are planning to wear the corporate service dress coat.

## THE 'GIG LINE' AND 'BRASS ON BRASS'

Keep shirt edge, end of belt buckle and fly aligned at all times. This is the 'gig line'. Tip of belt does not show any blue material when fastened; this is 'brass on brass'.



NOTE: When wearing this uniform combination, CAP grooming standards in accordance with CAPM 39-1 must be followed. CAP weight standards do not apply. Short sleeve shirt is shown as an example; when wearing the long sleeve shirt, the Air Force blue tie must be worn. Tie is optional on the short sleeve shirt combination worn as an outer garment.

## **ADDITIONAL INFORMATION ON INSIGNIA PLACEMENT**

Specialty insignia: Worn ½" above ribbons; if ribbons are not worn, ½" above pocket and centered. Aeronautical rating badges, if worn, are placed ½" above specialty insignia and centered. EXCEPTION: Chaplain specialty insignia is worn ½" above any other specialty badge or aeronautical rating.

## **THE WHITE 'AVIATOR' SHIRT**

There is no specific style of white shirt worn with this uniform combination; the most common shirt style is made by Van Heusen and called the 'Aviator'. White shirts with epaulets and Air Force style pleated patch pockets are also approved for wear. Military creases (pressed or permanently sewn) on the front and back of the shirt are prohibited. (Pressed (not sewn) creases are allowed on the shirt sleeves). Do not put pens, pencils or any other items inside the shirt pockets. Shirts with holes pre-cut for the placement of wings or police/fire badges are prohibited.

## **WEAR OF MILITARY MEDALS, RIBBONS AND BADGES ON THE CAP BLUE DISTINCTIVE UNIFORM**

Military badges and devices may NOT be worn on the CAP blue distinctive uniform. Military ribbons (in the proper order of precedence) may be worn, if allowed by the respective military service. Wear some, all or none. Below are excerpts of the military service's uniform regulations for guidance:

Quote from: AFI 36-2903

### **4.4. Wear of Awards and Decorations by Retirees and Honorably Discharged Veterans.**

Honorably discharged and retired Air Force members may wear full-size or miniature medals on civilian suits on appropriate occasions such as Memorial Day and Armed Forces Day. Female members may wear full-size or miniature medals on equivalent dress.

Quote from: AR 670-1

### **30-6. Wear of medals on civilian clothes.**

Retired personnel and former members of the Army (as described above) may wear all categories of medals described in this regulation on appropriate civilian clothing. This includes clothes designed for veteran and patriotic organizations on Veteran's Day, Memorial Day, and Armed Forces Day, as well as at formal occasions of ceremony and social functions of a military nature. Personnel may wear either full-size or miniature medals. Personnel who wear medals on civilian clothes should place the medals on the clothing in approximately the same location and in the same manner as for the Army uniform, so they look similar to medals worn on the Army uniform.

Quote from: NAVPERS 15665I

### **5303. WEARING AWARDS ON CIVILIAN CLOTHES**

- 1. Miniature Medals and Miniature Breast Insignia.** Wear miniature medals and breast insignia on civilian evening dress (white tie) or civilian dinner dress (black tie) in the same manner as for dinner dress jackets.
- 2. Medal of Honor.** The Medal of Honor, for which there is no miniature, may be worn with civilian evening dress (white tie) and civilian dinner dress (black tie) in the same manner as for military uniforms.
- 3. Miniature Replicas.** Wear miniature replicas of ribbons made in the form of lapel buttons, or ribbons made in rosette form, on the left lapel of civilian clothes except civilian evening dress (white tie) and civilian dinner dress (black tie).
- 4. Miniature Distinguished Marksmanship and Pistol Shot Badges.** Wear miniature distinguished marksmanship and pistol shot badges as a lapel pin or as part of a tie clasp on civilian clothing.
- 5. Honorable Discharge and Service Buttons.** Wear honorable discharge and service buttons on left lapel of civilian clothes except civilian evening dress (white tie).

Quote from: COMDTINST M1020.6E 3.G.1.

Civilian Clothing Miniature medals. With civilian evening dress (white tie) wear in the same manner as prescribed for Formal Dress uniform, and with civilian dinner dress (black tie) in the same manner as prescribed for Dinner Dress uniforms.

Miniature ribbon replicas made as lapel pins, or ribbons in rosette form. On the left lapel of civilian clothes except civilian evening dress (white tie), and civilian dinner dress (black tie) as noted above.

Nonmilitary Uniforms Medals and Ribbons. Per organization's uniform rules.

Quote from: MARINE CORPS ORDER P1020.34G W/CH 1-4

5203. 5. Wear on Civilian Evening Clothes

a. Males. Miniature medals may be worn on the left lapel of the civilian evening coat on ceremonial occasions, but only when strictly appropriate to the occasion. On the full dress and tuxedo coats, miniatures will be worn centered on the wearer's left lapel, placed horizontally and one inch below the end of the collar gorge. The top edge of the holding bar will completely cover the buttonhole. If current styles preclude wearing on the lapel, miniatures will be placed in the same relative position as if there was a lapel.

b. Females. Miniature medals may be worn on civilian evening attire on ceremonial occasions, but only when strictly appropriate to the occasion. Miniatures will be worn in approximately the same position where they would be worn on the uniform. If current styles preclude the wearing of miniatures in a place approximating the position where they would be worn on the uniform, miniatures will not be worn.

c. If a second row of miniatures is worn, it will be placed 1 inch below the first row. In no case will more than two rows of miniatures be worn on civilian attire.

**FLIGHT CAP AND SERVICE CAP**

Be sure the shade and weave matches the trousers and service coat. Shade for the blue distinctive CAP uniform is 1625. Do not mix shades or weaves.