



NATIONAL HEADQUARTERS
CIVIL AIR PATROL
UNITED STATES AIR FORCE AUXILIARY
Maxwell Air Force Base, Alabama 36112 5572

7/90

**CAP BOOKSIOBE ITEM NO. 7471. CAP CIRCLET
INSIBUCIION EOB ATTACHING CIRCLET**

This package contains 1 pair of CIRCLETS, and a strip of pressure sensitive velcro, 4 inches long.

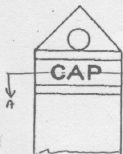
EPAULET WITH BUTTON - Worn with top of CIRCLET flush with bottom edge of epaulet button. (Figure 1)

1. Measure width of epaulet at a point 1/2 inch below button, and cut a piece of the velcro strip to this width.
2. Remove paper covering adhesive side of cut strip of velcro, and CENTER it across UNDERSIDE of the epaulet, 1/2 inch below the button. (Figure 2)
3. Center CIRCLET on top of epaulet as shown in Figure 1.
4. Turn each end of CIRCLET under epaulet so that it catches the Velcro strip adhered in step 2 above. Be sure to turn under sufficiently so that Circlet hugs edge of epaulet.
5. Using a hot iron, and a damp press cloth, crease each edge of CIRCLET.

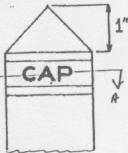
CAUTION = AVOID PRESSING THE SILVER EMBROIDERY THREADS.

EPAULET WITHOUT BUTTON - Follow above instructions, except locate the top of CIRCLET, 1 inch below tip of epaulet. (Figure 3)

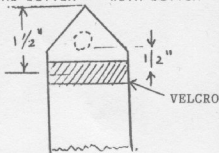
**FIGURE 1
WITH BUTTON**



**FIGURE 3
NO BUTTON**



**FIGURE 2
NO BUTTON WITH BUTTON**



SECTION A-A ---->

CIRCLET
EPAULET
VELCRO

